



Taylors Hill Primary School

1:1 iPad Program Overview

Grade 4-6 2026

TABLE OF CONTENTS

1. Welcome
2. 1:1 iPad Program General Overview
3. The Taylors Hill Primary School iPad Program Model
4. Safe and Responsible Use
5. Tips for Parents
6. Care
7. Internet Use

Welcome to the 1:1 iPad Program at Taylors Hill Primary School

We are very proud and excited to be able to offer a 1:1 iPad Program for all students in Grades 4-6 at Taylors Hill Primary School.

Information Communication Technology (ICT) is a significant feature of our learning and our daily lives in the 21st century and we are pleased to be able to provide students at our school with a wide range of experiences using a variety of ICT tools.

Our students (your children) are members of a generation who have grown up with technology as an integral part of their lives. This will only continue as they get older. Their experience at school needs to reflect this and as such, regular use of technology as part of their daily routine is essential. Students nowadays require a high degree of technological awareness and demonstrate a capacity to learn effectively and efficiently using technology.

We believe it is important for our school to offer students opportunities to become skilled in using tools and programs that are going to play a major role in their future learning that will support possible career options.

The 1:1 iPad Program will allow us to engage students in learning experiences using the iPads as a tool to do the following:

- Develop the ability to become 'ICT literate' by being able to transfer knowledge and skills and apply it to new technologies
- Access interactive learning via web based programs, e.g. Google Classroom
- Explore creative tools for showcasing their thinking and articulate their learning in all curriculum areas
- Communicate within and beyond the school as part of an interactive approach to learning
- Encourage a connectedness between home and school to support learning for students and families
- Maintain a concise digital portfolio that showcases learning.

We look forward to every child having daily access to an iPad as a means of increasing engagement and supporting individualised needs based learning.

Sincerely,

Trudy Smith
Curriculum Director
Assistant Principal

Zoe Grayson
21st Century Learning Leader
Assistant Principal

1:1 iPad Program 2026

General Overview

Taylor's Hill Primary School will offer a 1:1 iPad Program for students in Grade 4-6. This is an innovative project, which has had a very positive effect on student engagement and learning outcomes. The program aims to expand the learning environment beyond the walls of the classroom to give students the capability to collaborate, share information and experiences and take control of their learning in ways not previously possible. It will also enable students to have 24/7 access to an iPad that can be used to support and improve their learning at home and at school.

Why the iPad?

Here are some educational reasons for using the iPad:

- Through the ability to create audio, video and images, the iPad is an ideal learning tool to support thinking and demonstrate student understanding in all curriculum areas.
- Users to date are finding that through the use of different apps, students are able to choose the type of product they construct to demonstrate their understanding.
- The iPad is a personal device and reasonably priced to act as a one to one, anywhere, anytime learning device.
- The abundance of apps and access to information on a vast range of topics allows students to pursue areas they are interested in learning about.
- The touch interface correlates to the technology students use in their everyday life and allows a high level of interactivity.
- The instant startup of the iPad means greater use of class time for learning.
- There is anywhere, anytime access to current information that contains text, sound, images and interactivity. Information is represented with rich multimedia and data visualisation techniques.
- Light and portable, easily carried in the school bag and to and from class.
- The iPad is seen to be an intuitive device and minimal technical support is required.
- At Taylor's Hill Primary School staff are coached in how to use mobile devices such as iPads as an effective learning tool in the classroom.

What is a 1:1 iPad Program?

One-to-one learning provides every student and teacher access to his or her own portable device in a wireless environment, allowing students to learn at their own pace and ability levels. Similar 1:1 initiatives have gained momentum worldwide and are increasingly seen as a key to transforming education and better preparing students to succeed in a global world.

More widespread access to technology makes it possible for students to access a wider array of resources to support their learning, to communicate with peers and their teachers,

and to become fluent in the use of technological tools of the 21st century workplace. Most of all, it provides opportunities for students and teachers to fully customize an engaging classroom program.

The Taylors Hill Primary School iPad Program Model

Students who already have their own iPad are welcome to bring it to school to use.

Technical support will be provided by the school.

It is REQUIRED to have an iPad that runs iOS 18 or higher, this is required to run our device manager currently, as well as school apps smoothly, and will also be sufficient to use in the years following. The school recommended iPad options are listed below for your reference:

- iPad Gen 11 (A16) (2025)*
- iPad Gen 10 (2022)
- iPad Gen 9 (2021)
- iPad Air 11" (M3) Gen 7 (2025)
- iPad Air 11" (M2) Gen 6 (2024)
- iPad Pro 11" (M4) Gen 5 (2024)

* iPad marked with an * is the iPad we highly recommend

iPads older than the ones mentioned above may become or are already obsolete.

Other requirements include:

- At least 32GB (or higher) of space as a minimum of 6GB of space is required for school use
- School prefers to have WiFi only models (without Cellular capabilities)

Option 1:

- Families whose students currently own an iPad at home.

Students who have an iPad already will be connected to the school network for use at school. Technical support will be provided by the school to assist with this. Please refer to the **Network Binding** section of this document.

Please note:

- Self-purchased iPads are not covered by the school's insurance policy and the school will be unable to replace or repair broken/lost self-purchased iPads.
- Contents insurance providers DO provide options to support having mobile devices such as iPads covered for loss, damage and theft at school. This cover is a very cost effective way to insure your iPad. It is **HIGHLY RECOMMENDED** that family owned iPads coming to school are covered by insurance for loss, damage and theft. Please speak to your insurance provider to arrange this.

Option 2:

- Families needing/choosing to purchase a new iPad can elect to purchase this from a retailer (e.g. JB Hi-Fi, The Good Guys etc).

Please note:

- Unfortunately Self-purchased iPads are not covered by the school's insurance policy and the school will be unable to replace or repair broken/lost self-purchased iPads.

- Contents insurance providers DO provide options to support having mobile devices such as iPads covered for loss, damage and theft at school. This cover is a very cost effective way to insure your iPad. It is **HIGHLY RECOMMENDED** that family owned iPads coming to school are covered by insurance for loss, damage and theft. Please speak to your insurance provider to arrange this.

Guidelines for Participation

Prior to iPads being issued to students:

- Each iPad will be registered in the school database with a unique identifier against the student's ID.
- Parents must agree in writing to the terms and conditions of the program.
- Students will participate in an induction to ensure they are familiar with their roles and responsibilities of using an iPad, as well as demonstrate safe online behaviours.

iPad Supervision (Network Binding)

Students will need to bring their iPad to school and be bound into the School Mobile Device Manager (JAMF/Casper & Apple School Manager) before it can be used for learning. These programs work by customising the iPad from the back end so that teachers and our Specialist Technician can update and service the iPad without handling it directly. It incorporates security and cyber safety features, such as visibility of all student screens via a teacher iPad, disabling an iPad if required and resetting passwords.

In order to utilise the software above, the **iPad needs to be restored to factory setting** in order to have administrative control over the iPad at school. This process will only happen once and the feature will be removed at the end of Grade 6. All Apps and contents of the Camera Roll will be deleted by our Specialist Technician on set up, so if it is a pre owned iPad, data will need to be saved in another location.

Data can be saved by:

- Connecting the iPad to a desktop computer or laptop via the lightning cable.
- Photos and videos will be located in the 'Apple iPad' drive in 'My Computer'.
- In order to save the data it will need to be copied into another location.
- Any purchased Apps can be downloaded again once the student is logged back into the iTunes account that they were purchased in.

Non-School Applications and Files

Applications (software), including games, music and movies will be allowed for academic and recreational reasons, provided copyright obligations are met. Personal music may be stored on the iPad. **Downloading/streaming music, games and videos from the internet during school time is prohibited** except when directed by a staff member. Social networking, chat room and forum sites are not allowed to be accessed at school and parents should exercise caution at home when students gain access to such websites.

No restricted social media apps should be installed on student iPads, this is in line with the [Social Media Use to Support Learning](#) Department Policy released on the 10th of December, 2025.

As a school we will maintain Department guidelines for all students and support them to be safe online. Therefore any iPad with restricted social media apps installed will be sent home and parents will be notified; the iPad will not be allowed to return to school until these apps are deleted.

It is the student's responsibility to ensure that there is enough storage space available on the iPad to engage in all educational requirements.

Safe and Responsible Use

The wireless capacity of iPads enables students to access the Internet as part of their learning experience at Taylors Hill Primary School. With this increased capacity to connect comes an increased need for students to understand the ethical and legal (including privacy and copyright) considerations for safe and responsible behaviour online.




To protect students from unsuitable content, website filters will operate at school, content will be periodically checked and learning activities supervised. As part of our commitment to mobile learning, students will partake in a range of learning experiences across the year around cybersafety and being cybersmart.




When not in use, iPads should be kept secure and out of sight. Students should always carry their iPads in their school bag when travelling to and from school.




VPN Apps and Profiles

A Virtual Private network (VPN) is a technology that creates secure private connections over the internet. VPNs pose a great risk to schools as VPN apps can bypass school web filtering, allowing students to access unfiltered content on the internet. Therefore, **no VPN apps should be installed on your child's device.**

Below are examples of common VPN apps for your reference, but there are many others available.

VPN App	Icon
NordVPN	
Surfshark	
ExpressVPN	

VPN App	Icon
Proton VPN	
CyberGhost	
Private Internet Access	

VPN App	Icon
IPVanish	
Hide.me	
Mulvad	

Tips for Parents

- You don't need good computer skills to help your child learn to use their iPad. Your interest and encouragement are more important than computer literacy.
- Encourage your child to keep their iPad in a protective case. Don't put heavy books on top of the iPad when it is in the school bag or on a desk.
- Remind your child to recharge their iPad overnight to ensure it is ready for each school day.
- Supervise use at home by ensuring iPads are used in family areas and not in bedrooms.
- Consider setting screen time limits to avoid overuse.
- Disable iMessage and FaceTime during school time
- Do not have your personal email accounts, or logins for other applications linked to your child's device
- Disable Game Centre and multiplayer gaming
- Ensure TV show and movie applications eg Netflix, are restricted to a G or PG rating only
- Restrict iTunes to stop explicit language and lyrics
- To learn how to restrict these or enable any parental controls, please access [this website](#)

Please feel free to talk to the school if any issues arise.

Care

The following conditions must be adhered to in order to maintain warranty of the iPad:

- Always store the iPad in a protective case
- Avoid storing it in student's backpack without protective case – pressure from books can damage the screen
- Do not store anything additional to the iPad *within the protective case* (e.g. Cords or stylus) as this may damage the screen
- Carry the iPad within a protective case inside the student's normal school bag. Do not overfill the school bag. (Pressure on the iPad can cause permanent damage to the screen and other components)
- Do not grab or squeeze the iPad.
- Never leave the iPad in a car or in an exposed area where it can be stolen.
- Never leave your iPad in unsupervised areas during the school day. They are to be securely locked in a classroom during recess and lunch times.
- iPads will not be taken outside at recess or lunchtime.

Internet Usage

Use of iPads by students is governed by the Acceptable Use Policy that students and parents agree to for the use of ICT within the school. Parents are able to familiarise themselves with the Acceptable Use Policy to further support student compliance outside of the school environment.

Any inappropriate use of the internet is unacceptable and is subject to disciplinary action and exclusion from the school networks and resources.

The Acceptable Use Policy contains specific responsibilities to ensure student safety:

- Students must keep all passwords secret and safe. They must ensure their own safety and integrity by not handing out their passwords to anybody (except parents and teachers).
- They must not provide full names, telephone numbers, addresses, images or passwords to websites they've signed up for.
- Students should be respectful when they talk to and work with others in an online environment and not participate in Cyber Bullying. If they are aware of Cyber Bullying taking place, they need to keep records of what happened, tell a parent and tell a teacher at school. Cyber Bullying will not be tolerated.
- Students must use the technology at school for learning, use the equipment properly and not interfere with the work or data of another student.

Resources for parents and teachers are available at:

- eSafety – <https://www.esafety.gov.au/>
- The Alannah and Madeleine Foundation – esmart homes <http://www.amf.org.au/>